

**EFAFLEX**   
*safe high-speed doors*

*R Series*



*High-speed roll-up doors*



# R Series

High speed roll-up doors are extremely economical door systems for interiors. The EFAFLEX high-speed doors differ from other doors through their enormously high opening and closing speeds.

High-speed roll-up doors dampen noise, maintain temperature zones at a constant level, and avoid that drafts have a chance at your company!

All high-speed roll-up doors of the R series have a space-saving design due to the door opening. EFAFLEX high-speed roll-up doors are mostly maintenance-free, and different and individual designs are available.




# EFA-SRT® PREMIUM



# The heavy-duty forklift door.

## A glance at the advantages of the EFA-SRT® PREMIUM:

- As inside door or as an additional hall closure
- Maximum speed up to 2.6 m/s
- Wind load class 0 – 3
- Door leaf made of flexible, transparent, silicon-free PVC (standard)
- On request as stainless steel design
- 150,000 loadings per year with no problem




*The EFAFLEX wind load system provides permanent door leaf tension. Perfect where wind or negative pressure causes a draft!*

The EFA-SRT® PREMIUM is a real all-round solution! It is suitable as an inside door or as an additional hall closure. The high-speed roll-up door from EFAFLEX is a high-quality solution for every opening that is passed by forklift trucks extremely often.

## Power for top performance

Select the high-speed roll-up door EFA-SRT® PREMIUM from two different drive systems. For highly frequented passageways, EFAFLEX recommends a high-speed drive with microprocessor control and frequency converter. For less-frequented openings a direct drive is the most reasonably priced alternative. Weight balance is effected through tension spring action (see drawing). This pulls the door upwards if the appropriate hand lever is moved, e.g. in the event of a power failure. A long service life is attained thanks to the order-specific calculation of spring tension.



*Tension springs are installed in the side frames and directly connected to the drive shaft by heavy load belts. The springs are taut in the position „Door is closed“ (left) and slack in the position „Door is open“.*

## Always in good shape

Robust plastic ropes and tension springs in the side members of the door hold the door leaf under tension when opening and closing. Wind, overpressure, and heat or cold cannot affect the door leaf. It is always in shape and can be wound up and unwound without any problems. The extraordinary heavy-duty curtains are fully transparent or deliverable in different colours.

## Work-saving

An inductive sensor is located directly at the motor. It sends the exact position of the door leaf to the control. The lifting height is automatically determined by the number of motor revolutions. Setting of the frame is not necessary.

# EFA-SRT® with special curtains.

The EFA-SRT® is also available with three special curtains. Each has different properties and is suitable for different applications. All curtains consist of a transversely stable material and are able to withstand higher wind loads due to this. All curtains are silicone free.

## Special curtain 1: For food logistics

This curtain is approved according to the FDA paragraphs for the transportation of dry food. Also available in antistatic material with or without window. Made of PVC-coated polyester.

## Special curtain 2: Flame-retardant

The optimum variant, if you require a flame-retardant curtain for your EFA-SRT®. Made of urethane-impregnated polyester.

## Special curtain 3: For spray booths and spray systems

Special curtain, free of substances that impair paint application. Also made of urethane-impregnated polyester.



# EFA-SRT® with crash protection EFA-EAS®.

## Reliable safety

During a crash, the bottom door panel will be pressed out of its guides on both sides. Sensors signalize this to the control unit and stop the movement of the door immediately. The door curtain and end shield can be easily restored without using any manual lever. Your door is soon ready for use again.

## If only everything was so simple

With the EAS protection, you avoid unprofitable down times and your logistics is even more effective. Moreover, the protection will reduce your repair costs. Decide in favour of EFA-EAS®, and you will save time, money and a lot of trouble.

On request we can provide your high-speed roll-up door with the EFA-EAS® crash protection. This protective feature largely prevents expensive damage to the door leaf in the event of a crash.



*Intelligent solution:  
Combine your EFA-SRT® with  
the EFA-EAS® crash protection!*

# EFA-SRT® ECO





# The economical door for inside.

## A glance at the advantages of the EFA-SRT® ECO:


- Maximum speed up to 2.0 m/s
- Door blade made of flexible, transparent PVC
- On request as stainless steel design
- 150,000 loadings per year with no problem

*For fast, safe material flow: The EFA-SRT® ECO can also be installed in connection with automatic transportation systems or at runways.*




The EFA-SRT® ECO impresses with its excellent price-performance ratio. Due to the space-saving design, e.g. very slim side frames, special structural preparations are not necessary. The EFA-SRT® ECO is thus more flexible in its application than any other door.

Elaborate guides at the sides of the door leaf prevent undesired exchange caused by pressure differences and drafts. The standard door leaf is fully transparent and is provided with warning strips as standard. Coloured curtains are also deliverable. The guide profiles made of galvanized steel are also available in stainless steel.



## Clear way during power failures

The weight balance system for the opening and closing of the door is based on maintenance-free and wear-free counterweights. During a power failure, quick and easy emergency opening is possible. For this, simply activate the pull cord. This releases the brake and the door opens on its own.



# EFA-SRT® Soft Touch



*The EFA-SRT® Soft Touch high-speed roll-up door is a collision-resistant, reliable, space-saving and low-maintenance inside door which was specifically developed for heavy-duty industrial applications.*

# The flexible all-rounder.

## A glance at the advantages of the EFA-SRT® Soft Touch:

- Maximum speed of up to 2.6 m/s
- Patented crash protection as standard
- Control cabinet fixed to the frame
- Frequency converter
- 150,000 cycles per year

## Innovative & safe

Due to the EFA Soft Touch System (patent pending), all of your demands regarding a door curtain which remains inherently stable and unaffected by draft air and pressure differences, offering high speed, easy manual opening if necessary as well as collision and operator protection, are fulfilled in a unique way. This innovative technology combines the tensioning of the door curtain and the weight counterbalance with a collision and crash detection in one integrated system. In contrast to other constructions, the separated snap-in connections of the EFA-SRT® Soft Touch are reunited when they reach their lower end positions. This results in superior functionality, absolute operational safety and a legendary longevity. Recommended for applications with a high access frequency of staff.



*In case of a collision, the closing edge can bend in all directions. Pre-stressed ropes ensure a controlled deformation until the snap-in connections between the edge of the door leaf and the guide pieces disconnect. Subsequently, the door curtain can slip out of the door frame guides in any direction.*



*After the manual operation of the control, the door moves downwards into the closed position. All of the systems regenerate completely automatically: door curtain and closing edge are guided back to the frame by means of the tensioning ropes, the snap-in connections are connected again when the end position is reached.*

## Can cope with any crash

The door system is equipped with a completely new collision protection and provides superior operational safety due to its flexible closing edge. If the door leaf should touch an obstacle or a person, the closing edge will easily bend in any direction – therefore, no additional safety contact strip is required. If in such a case, a certain extent of deformation is exceeded, the two snap-in connections at the bottom of the door are disconnected so that the door leaf can snap out of the guide pieces. Sensors detect this and transmit a „crash“ signal to the control – the movement of the door is stopped immediately and an upwards movement of the door system is initiated without delay.



# EFA-SRT® EC



*Our engineers have developed this door in close cooperation with the industry. EFA-SRT® EC is the EFAFLEX high-speed door for food and hygienic areas.*

# The hygienic high-speed roll-up door.

EFA-SRT® EC is the optimized solution for all internal passages with the highest hygienic requirements, such as in the production of foods. It fulfils all requirements of the food industry.


## The Hygienic Professional

The entire door design is made of stainless steel as standard. The elastic curtain fulfils HACCP. The EFA-SRT® EC can be used in limited installation conditions due to its space-saving design.

## EC stands for „Easy Clean“

You can easily loosen the locking of the frame covers and swing open the frames for cleaning. All of the inside area can be cleaned with the steam jet.

Additional design detail: Cleaning agents and condensed humidity cannot accumulate inside the frames – liquids drain unimpeded (see photo below).



# EFA-SRT® EC

## A glance at the advantages of the EFA-SRT® EC:

- Easy to clean
- Fulfils all usual food norms
- Maximum speed up to 2.0 m/s
- Door design standard of stainless steel
- Elastic curtain in various colours




## Slanted towards more hygiene

The cover of the winding shaft is slanted so that liquids can run off and nothing will drop onto the driveway or onto the food. This cover can be swung up with a few simple hand movements. Now you can easily clean the bottom side and the winding shaft is also easy to reach.


## Drive and control

The electric and electronic parts of the microprocessors and frequency converters are housed in a V2A switch cabinet of protection class IP 65.



## Clean weight balancing

Every part of the EFA-SRT® EC is designed down to the last detail. The counterweight weight-balancing system of our hygienic professional is protected by a special anti-corrosion coating.



## Technical details:

		R series					
		EFA-SRT®					
		PREMIUM		ECO		ST	EC
L	S	L	S				
Application	Interior door Lock-up doors	● ○	● ○	● –	● –	● –	● –
Wind load max. *	According to DIN EN 12424 class or in km/h	0 – 3 –	– 38	– 18	2 18	– 18	– 18
Operating forces/safe opening	According to DIN EN 13241	fulfilled	fulfilled	fulfilled	fulfilled	fulfilled	fulfilled
Resistance against water ingress	According to DIN EN 13241 class	0	0	0	0	0	0
Air permeability*	According to DIN EN 13241 class	0	0	0	1	0	0
Direct airborne sound insulation R <sub>w</sub> *	in dB according to DIN EN 717-1	12	12	12	11	12	12
Door size (in mm)	Width W max.	4,500	6,000	4,000	6,000	4,500	3,500
	Height H max.	5,000	6,000	4,000	7,000	5,000	3,750
Maximum door blade speed*	in m/s	2.6	2.0	2.0	2.0	2.6	2.0
Average speed, ca. *	Opening in m/s	2.0	1.5	1.5	1.5	2.0	1.5
	Closing in m/s	0.75	0.75	0.75	0.6	1.0	0.75
	Closing in m/s, with EFA-TLG® door light-line grid	1.0	–	1.0	1.0	–	–
Steel design	Galvanized sheet steel frame	●	●	●	●	●	–
	Stainless steel	○	–	○	○	○	●
	Powder coated in RAL colours	○	○	○	○	○	–
Door blade	Door curtain made of flexible PVC, transparent with warning stripes in different colours	●	●	●	–	○	○
	Flexible fabric in different colours with/without window	○/○	○/○	○/○	○/●	○/●	○/●
Fire class	Building Material class DIN 4102	B2	B2	B2	B2	B2	B2
Weight balancing by		Spring	Spring	Weight	Weight	Spring	Weight
Designed for approx ... Load cycles per year		150,000	150,000	150,000	150,000	150,000	150,000
Collision protection	Active Crash System EFA-ACS®/EFA-EAS®	–/○	–/○	–/○	–/–	–/●	–/–
Drive	Electric motor with frequency converter	●	●	●	●	●	●
Control	EFA-TRONIC®	●	●	●	●	●	○
	Frequency converter	●	●	●	●	●	●
	EFA-TRONIC® PROFESSIONAL	○	○	○	○	○	●
	Main switch and foil keypad	●	●	●	●	●	●
Lead	Electricity connection 230 V/50 Hz	●	●	●	●	●	●
	Circuit breaker	16 A(K)	16 A(K)	16 A(K)	16 A(K)	16 A(K)	16 A(K)
Emergency opening	Automatic after manual activation	●	●	●	●	●	●
Safety Devices	EFA-TLG® door light-line grid in door closing line	○	–	○	○	–	–
	Contact edge	●	●	●	●	–	●
	Light barrier	○	○	○	○	○	○
	Approach area monitoring	○	○	○	○	○	○
	Light grid, external	○	○	○	○	○	○
Safety system including activator	EFA-SCAN® frame/bollard	–/○	–/○	–/○	–/○	–/○	–/○
Activators	Connection of all common activators possible	●	●	●	●	●	●

● Standard, ○ upon request, – Not available, \*Depending on door blade, door blade guidance and door size, we reserve the right to make technical alterations!

EFAFLEX  
Tor- und Sicherheitssysteme  
GmbH & Co. KG  
Fliederstraße 14  
DE-84079 Bruckberg/Germany  
Telephone +49 8765 82-0  
www.efaflex.com  
info@efaflex.com



## Technological advancement. Pioneering design.

EFAFLEX® is a registered and legally protected trademark.

Subject to technical changes. Some diagrams depict special features.

Overall design:

[www.creativconcept.de](http://www.creativconcept.de) 02|20

For more than 40 years, EFAFLEX has developed and designed reliable and highly-efficient high-speed doors. With innovative technology and pioneering solutions for special requests, EFAFLEX continually provides the market with new stimuli. This leadership role through superior technology, the best quality and a maximum degree of security is part of EFAFLEX's identity. More than 1,000 employees guarantee competent consultation and excellent service. Worldwide and always near you.

**EFAFLEX**   
safe high-speed doors